



IMD 300 SERIES ICE MAKER DISPENSER

IMD 300-15



IMD 300-30



FEATURES:

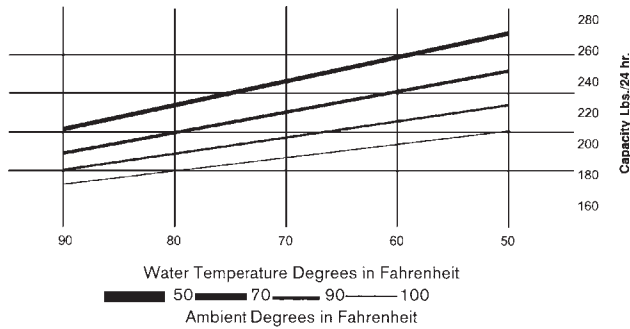
- Produces and dispenses extruded, chewable ice preferred by consumers
- Ideal for healthcare or foodservice applications
- Up to 618 lbs per day ice making production capacity
- 13 to 30 lb ice storage capacity
- CFC-free, R-404a refrigerant and foam insulation
- Ice maker uses 100% of water
- Removable, easy-to-clean air filters

PART NUMBER	DESCRIPTION	ICE STORAGE CAPACITY	ICE PRODUCTION CAPACITY*	ELECTRICAL RATING	SHIPPING WEIGHT
638090701	IMD 300-15ASPB Push Button Ice Maker Dispenser	13 lb (5.9 kg)	246 lb (112 kg)	115 V / 60 Hz / 15 Amps	178 lb (81 kg)
638090703	IMD 302-15ASPB Push Button Ice Maker Dispenser		202 lb (92 kg)	220-240 V / 50 Hz / 15 Amps	
638090500	IMD 300-30ASLA Lever Ice Maker Dispenser	30 lb (14 kg)	360 lb (163 kg)	115 V / 60 Hz / 15 Amps	235 lb (107 kg)
638090501	IMD 300-30ASPB Push Button Ice Maker Dispenser				
638090503	IMD 302-30ASPB Push Button Ice Maker Dispenser				

*@ 70°F air/50°F water or @ 21°C air/10°C water

IMD 300-15

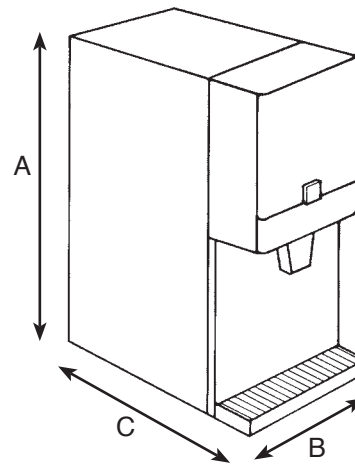
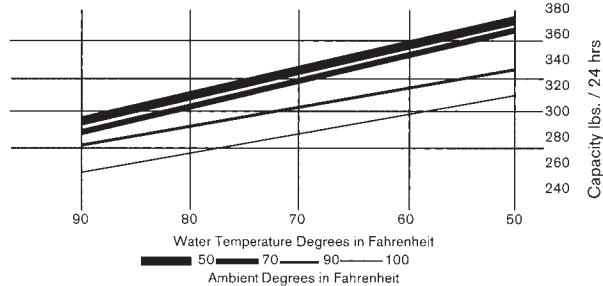
ICE MAKING CAPACITIES



DIMENSIONS			
UNIT	A	B	C
IMD 300-15	35" (89 cm)	15" (38 cm)	24" (61 cm)
IMD 300-30	36.75" (93 cm)	18.62" (47 cm)	27.5" (70 cm)

IMD 300-30

ICE MAKING CAPACITIES



TECHNICAL SPECIFICATIONS:

REFRIGERANT R404a
 COMPRESSOR 1/3 HP
 CUBE SIZE 0.5"H x 0.375"W x 0.5"D

AGENCY LISTINGS

